


**Introductory sub-table (I)(a)**

Name of the Company:  
Scrip Code, Name of the scrip, class of security:  
Quarter ended:

SHAKTI PUMPS INDIA LIMITED  
531431  
30/06/2012

<b>Partly paid-up shares:-</b>	<b>No. of partly paid-up shares</b>	<b>As a % of total no. of partly paid-up shares</b>	<b>As a % of total no. of shares of the company</b>
Held by promoter/promoter group	NIL	NIL	NIL
Held by public	NIL	NIL	NIL
<b>Total - D</b>	<b>NIL</b>	<b>NIL</b>	<b>NIL</b>
<b>Outstanding convertible securities:-</b>	<b>No. of outstanding securities</b>	<b>As a % of total no. of outstanding convertible securities</b>	<b>As a % of total no. of shares of the company, assuming full conversion of the convertible securities</b>
Held by promoter/promoter group	NIL	NIL	NIL
Held by public	NIL	NIL	NIL
<b>Total - E</b>	<b>NIL</b>	<b>NIL</b>	<b>NIL</b>
<b>Warrants:-</b>	<b>No. of warrants</b>	<b>As a % of total no. of warrants</b>	<b>As a % of total no. of shares of the company, assuming full conversion of warrants</b>
Held by promoter/promoter group	NIL	NIL	NIL
Held by public	NIL	NIL	NIL
<b>Total - F</b>	<b>NIL</b>	<b>NIL</b>	<b>NIL</b>
<b>Total paid-up capital of the company, assuming full conversion of warrants and convertible securities</b>	<b>14043793</b>		




Company Name: SHAKTI PUMPS INDIA LIMITED

Statement Showing Shareholding Pattern

Table (I)(a)

Category code	Category of Shareholder	Number of Shareholders	Total number of shares	Number of shares held in dematerialized form	Total shareholding as a percentage of total number of shares		Shares Pledged or otherwise encumbered	
					As a percentage of (A+B)1 (VI)	As a percentage of (A+B+C) (VII)	Number of shares (VIII)	As a percentage (IX)= (VIII)/(IV)*100
(I)	(II)	(III)	(IV)	(V)	(VI)	(VII)	(VIII)	(IX)= (VIII)/(IV)*100
<b>(A)</b>	<b>Shareholding of Promoter and Promoter Group2</b>							
<b>1</b>	<b>Indian</b>							
(a)	Individuals/ HUF	0	0	0	0.00	0.00	0	0.00
(b)	Central Govt./ State Govt.(s)	0	0	0	0.00	0.00	0	0.00
(c)	Bodies Corporate	0	0	0	0.00	0.00	0	0.00
(d)	Financial Institutions/ Banks	0	0	0	0.00	0.00	0	0.00
(e)	Any Others(Specify)							
(e-i)	Directors Relatives	5	1766000	1766000	12.57	12.57	1167600	66.12
(e-ii)	Directors	2	5071688	5071688	36.11	36.11	3406000	67.16
	<b>Sub Total(A)(1)</b>	<b>7</b>	<b>6837688</b>	<b>6837688</b>	<b>48.69</b>	<b>48.69</b>	<b>4573600</b>	<b>66.89</b>
<b>2</b>	<b>Foreign</b>							
a	Individuals (NRI/Foreign Individuals)	0	0	0	0.00	0.00	0	0.00
b	Bodies Corporate	0	0	0	0.00	0.00	0	0.00
c	Institutions	0	0	0	0.00	0.00	0	0.00
d	Qualified Foreign Investor	0	0	0	0.00	0.00	0	0.00
e	Any Others(Specify)	0	0	0	0.00	0.00	0	0.00
	<b>Sub Total(A)(2)</b>	<b>0</b>	<b>0</b>	<b>0</b>	<b>0.00</b>	<b>0.00</b>	<b>0</b>	<b>0.00</b>
	<b>Total Shareholding of Promoter and Promoter Group (A)= (A)(1)+(A)(2)</b>	<b>7</b>	<b>6837688</b>	<b>6837688</b>	<b>48.69</b>	<b>48.69</b>	<b>4573600</b>	<b>66.89</b>



**(B) Public shareholding**


<b>1 Institutions</b>							
(a)	Mutual Funds/ UTI	0	0	0	0.00	0.00	0.00
(b)	Financial Institutions / Banks	1	1597993	1597993	11.38	11.38	0.00
(c)	Central Government/ State Government(s)	0	0	0	0.00	0.00	0.00
(d)	Venture Capital Funds	0	0	0	0.00	0.00	0.00
(e)	Insurance Companies	0	0	0	0.00	0.00	0.00
(f)	Foreign Institutional Investors	0	0	0	0.00	0.00	0.00
(g)	Foreign Venture Capital Investors	0	0	0	0.00	0.00	0.00
(h)	Qualified Foreign Investor	0	0	0	0.00	0.00	0.00
(i)	Any Other (specify)	0	0	0	0.00	0.00	0.00
<b>Sub-Total (B)(1)</b>		<b>1</b>	<b>1597993</b>	<b>1597993</b>	<b>11.38</b>	<b>11.38</b>	<b>0.00</b>

**B 2 Non-institutions**

(a)	Bodies Corporate	196	2721970	2616370	19.38	19.38	0.00
(b)	Individuals						
I	Ind-Hold nominal shr capital upto Rs.1L	4534	2060313	1964605	14.67	14.67	0.00
II	Ind-Hold nominal shr capital in excess of Rs.1L	29	728043	702243	5.18	5.18	0.00
(c)	Qualified Foreign Investor	0	0	0	0.00	0.00	0.00
(d)	Any Other (specify)	0	0	0	0.00	0.00	0.00
(d-i)	Clearing member	40	12768	12768	0.09	0.09	0.00
(d-ii)	NRIs	58	85018	85018	0.61	0.61	0.00
(d-iii)	Foreign Corp Bodies	0	0	0	0.00	0.00	0.00
(d-iv)	Foreign Nationals	0	0	0	0.00	0.00	0.00
(d-v)	Trust				0.00	0.00	0.00
(d-vi)	Directors	0	0	0	0.00	0.00	0.00
(d-vii)	Directors Relatives	0	0	0	0.00	0.00	0.00
<b>Sub-Total (B)(2)</b>		<b>4857</b>	<b>5608112</b>	<b>5381004</b>	<b>39.93</b>	<b>39.93</b>	<b>0.00</b>
<b>(B)</b>	<b>Total Public Shareholding (B)= (B)(1)+(B)(2)</b>	<b>4858</b>	<b>7206105</b>	<b>6978997</b>	<b>51.31</b>	<b>51.31</b>	<b>0.00</b>
<b>TOTAL (A)+(B)</b>		<b>4865</b>	<b>14043793</b>	<b>13816685</b>	<b>100.00</b>	<b>100.00</b>	<b>4573600</b>


**(C) Shares held by Custodians and against which Depository Receipts have been issued**

1	Promoter and Promoter Group	0	0	0	0.00	0.00	0.00
2	Public -						
	GDRs/ADRs/ADSs	0	0	0	0.00	0.00	0.00
<b>Sub-Total (C)</b>		<b>0</b>	<b>0</b>	<b>0</b>	<b>0.00</b>	<b>0.00</b>	<b>0.00</b>
<b>GRAND TOTAL (A)+(B)+(C)</b>		<b>4865</b>	<b>14043793</b>	<b>13816685</b>	<b>100.00</b>	<b>100.00</b>	<b>4573600</b>




<b>(I)(b) Statement showing holding of securities (including shares, warrants, convertible securities) of persons belonging to the category "Promoter and Promoter Group"</b>											
Sr. No.	Name of the shareholder	Details of Shares held		Encumbered shares (*)			Details of warrants		Details of convertible securities		Total shares (including underlying shares assuming full conversion of warrants and convertible securities) as a % of diluted share capital
		Number of shares held	As a % of grand total (A)+(B)+(C)	No.	As a percentage	As a % of grand total (A)+(B)+(C) of sub-clause (I)(a)	Number of warrants held	As a % Total Number of warrants of the same Class	Number of convertible securities held	As a % Total Number of convertible securities of the same Class	
(I)	(II)	(III)	(IV)	(V)	(VI)	(VII)	(VIII)	(IX)	(X)	(XI)	(XII)
1	AISHWARYA PATIDAR	385400	2.74	277600	72.03	1.98	0	0.00	0	0.00	0.00
2	DINESH PATIDAR	3521488	25.08	2400000	63.15	17.09	0	0.00	0	0.00	0.00
3	GEETA PATIDAR	610800	4.35	444000	72.69	3.16	0	0.00	0	0.00	0.00
4	INDIRA PATIDAR	334000	2.38	170000	50.90	1.21	0	0.00	0	0.00	0.00
5	PALLAVI PATIDAR	341800	2.43	182000	53.25	1.30	0	0.00	0	0.00	0.00
6	SEEMA PATIDAR	94000	0.67	94000	100.00	0.67	0	0.00	0	0.00	0.00
7	SUNIL PATIDAR	1550200	11.04	1006000	64.90	7.16	0	0.00	0	0.00	0.00
	<b>TOTAL</b>	<b>6837688</b>	<b>48.69</b>	<b>4573600</b>	<b>66.89</b>	<b>32.57</b>	<b>0</b>	<b>0.00</b>	<b>0</b>	<b>0.00</b>	<b>0.00</b>

(\*) The term "encumbrance" has the same meaning as assigned to it in regulation 28(3) of the SAST Regulations, 2011




**(I)(c)(i) Statement showing holding of securities (including shares, warrants, convertible securities) of persons belonging to the category "Public" and holding more than 1% of the total number of shares**

Sr. No.	Name of the shareholder	Number of shares held	Shares as a percentage of total number of shares {i.e., Grand Total (A)+(B)+(C) indicated in Statement at para (I)(a)}	Details of warrants		Details of convertible		Total shares (including underlying shares assuming full Conversion of warrants and convertible securities) as a % of diluted share capital
				Number of warrants held	As a % Total Number of warrants of the same Class	Number of convertible securities held	As a % Total Number of convertible securities of the same Class	
1	GAJRAJ FINVEST PRIVATE LIMITED	177245	1.26	0	0.00	0.00	0	0.00
2	GREEN INDIA VENTURE FUND	1597993	11.38	0	0.00	0.00	0	0.00
3	M L SECURITIES AND FINANCE PVT. LTD.	738142	5.26	0	0.00	0.00	0	0.00
4	RAJAL SECURITIES PRIVATE LIMITED	463400	3.30	0	0.00	0.00	0	0.00
5	ROULEX INVESTMENT AND FINANCE PVT. LTD	393508	2.80	0	0.00	0.00	0	0.00
6	VINAY SECURITIES PRIVATE LIMITED	363000	2.58	0	0.00	0.00	0	0.00
	<b>TOTAL</b>	<b>3733288</b>	<b>26.58</b>	<b>0</b>	<b>0.00</b>	<b>0.00</b>	<b>0</b>	<b>0.00</b>




**(I)(c)(ii) Statement showing holding of securities (including shares, warrants, convertible securities) of persons (together with PAC) belonging to the category "Public" and holding more than 5% of the total number of shares of the company.**

Sr. No.	Name(s) of the shareholder(s) and the Persons Acting in Concert (PAC) with them	Number of shares	Shares as a percentage of total number of shares {i.e., Grand Total (A)+(B)+(C) indicated in Statement at para (I)(a) above}	Details of warrants		Details of convertible		Total shares (including underlying shares assuming full Conversion of warrants and convertible securities) as a % of diluted share capital
				Number of warrants	As a % Total Number of warrants of the same Class	Number of convertible securities held	% w.r.t Total Number of convertible securities of the same Class	
1	GREEN INDIA VENTURE FUND	1597993	11.38	0	0.00	0	0.00	0.00
2	M L SECURITIES AND FINANCE PRIVATE LIMIT	738142	5.26	0	0.00	0	0.00	0.00
	<b>TOTAL</b>	<b>2336135</b>	<b>16.63</b>	<b>0</b>	<b>0.00</b>	<b>0</b>	<b>0.00</b>	<b>0.00</b>



<b>(I)(d) Statement showing details of locked-in shares</b>			
<b>Sr. No.</b>	<b>Name of the shareholder</b>	<b>Number of locked-in shares</b>	<b>Locked-in shares as a percentage of total number of shares {i.e., Grand Total (A)+(B)+(C) indicated in Statement at para (I)(a) above}</b>
1	GREEN INDIA VENTURE FUND	877193	6.25
	<b>TOTAL</b>	<b>877193</b>	<b>6.25</b>



<b>(II)(a) Statement showing details of Depository Receipts (DRs)</b>				
<b>Sr. No.</b>	<b>Type of outstanding DR (ADRs, GDRs, SDRs, etc.)</b>	<b>Number of outstanding DRs</b>	<b>Number of shares underlying outstanding DRs</b>	<b>Shares underlying outstanding DRs as a percentage of total number of shares {i.e., Grand Total (A)+(B)+(C) indicated in Statement at para (I)(a) above}</b>
1		0	0	0
	<b>TOTAL</b>	<b>0</b>	<b>0</b>	<b>0</b>

